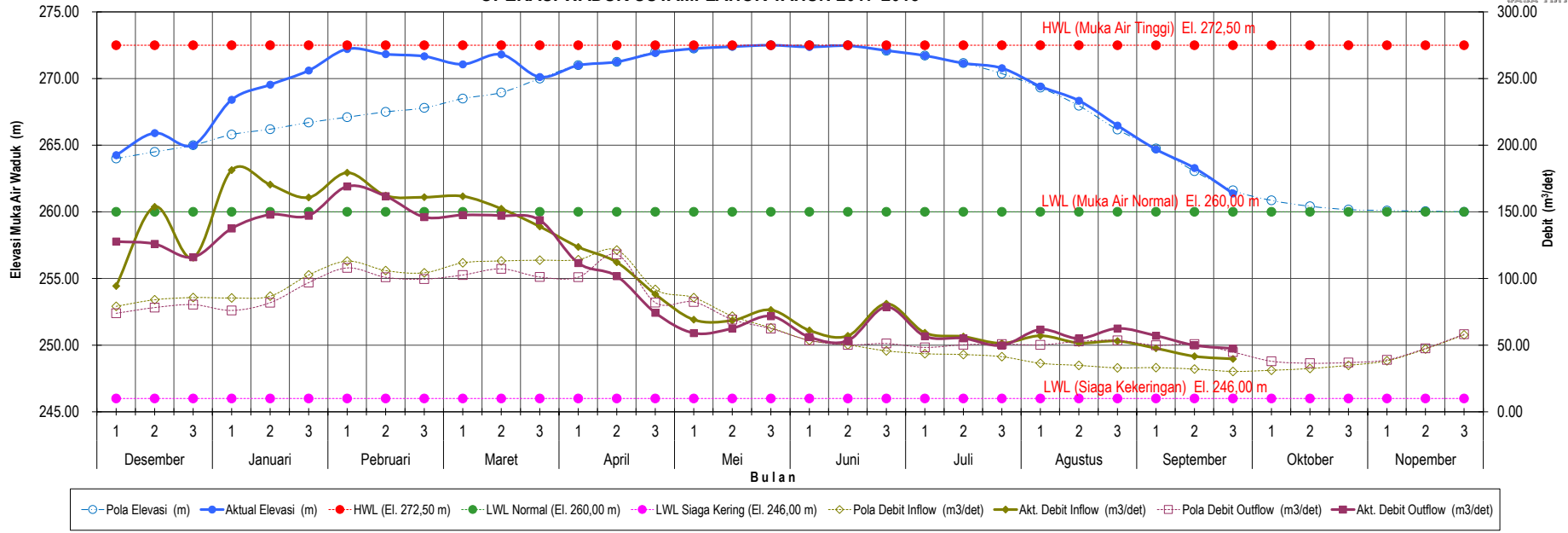


POLA VS AKTUAL OPERASI WADUK SUTAMI-LAHOR TAHUN 2017-2018

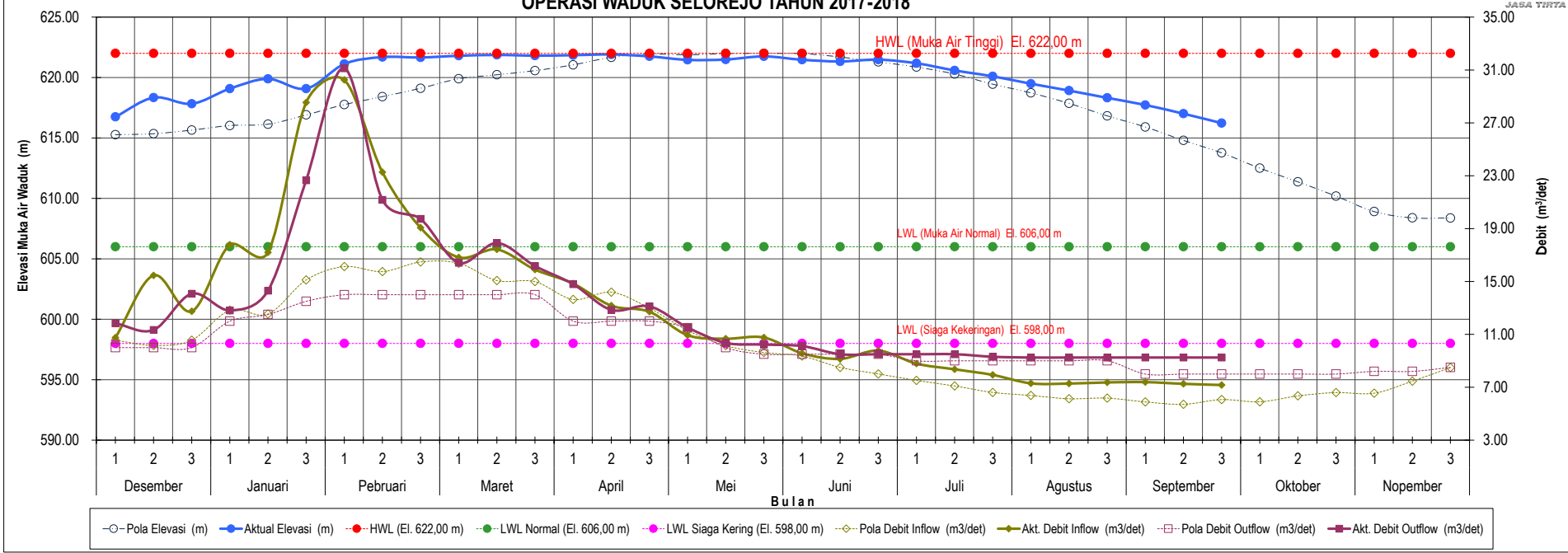


| Tahun / Bulan / Dekade | | Musim Hujan 2017 / 2018 | | | | | | | | | | | | | | | | | |
|-------------------------------------|--------|-------------------------|--------|--------|---------|--------|--------|----------|--------|--------|--------|--------|--------|--------|--------|--------|--------|--------|--------|
| | | Desember | | | Januari | | | Pebruari | | | Maret | | | April | | | Mei | | |
| | | 1 | 2 | 3 | 1 | 2 | 3 | 1 | 2 | 3 | 1 | 2 | 3 | 1 | 2 | 3 | 1 | 2 | 3 |
| Elevasi Muka Air (m) | Pola | 264.00 | 264.50 | 265.00 | 265.80 | 266.20 | 266.70 | 267.10 | 267.50 | 267.80 | 268.50 | 268.95 | 270.00 | 271.00 | 271.25 | 272.00 | 272.25 | 272.45 | 272.50 |
| | Aktual | 264.26 | 265.91 | 265.00 | 268.41 | 269.54 | 270.60 | 272.22 | 271.83 | 271.67 | 271.07 | 271.81 | 270.12 | 270.99 | 271.25 | 271.92 | 272.24 | 272.39 | 272.50 |
| Debit Inflow (m ³ /det) | Pola | 79.12 | 84.04 | 85.72 | 85.39 | 86.74 | 102.64 | 113.02 | 105.95 | 104.28 | 111.76 | 113.18 | 113.75 | 114.11 | 121.36 | 91.77 | 85.69 | 71.78 | 63.05 |
| | Aktual | 94.33 | 153.74 | 115.56 | 181.31 | 170.42 | 160.80 | 179.36 | 162.20 | 160.99 | 161.69 | 152.36 | 138.96 | 123.66 | 112.17 | 88.25 | 69.09 | 68.49 | 76.43 |
| Debit Outflow (m ³ /det) | Pola | 73.89 | 78.19 | 80.40 | 76.03 | 81.86 | 96.88 | 107.95 | 100.88 | 99.53 | 102.61 | 107.23 | 101.12 | 100.99 | 118.08 | 81.93 | 82.41 | 69.16 | 62.45 |
| | Aktual | 127.71 | 125.94 | 115.99 | 137.57 | 147.95 | 147.14 | 169.10 | 161.72 | 146.11 | 147.63 | 147.14 | 143.82 | 111.57 | 101.78 | 74.31 | 59.05 | 62.59 | 71.79 |

| Tahun / Bulan / Dekade | | Musim Kemarau 2018 | | | | | | | | | | | | | | | | | |
|-------------------------------------|--------|--------------------|--------|--------|--------|--------|--------|---------|--------|--------|-----------|--------|--------|---------|--------|--------|----------|--------|--------|
| | | Juni | | | Juli | | | Agustus | | | September | | | Oktober | | | Nopember | | |
| | | 1 | 2 | 3 | 1 | 2 | 3 | 1 | 2 | 3 | 1 | 2 | 3 | 1 | 2 | 3 | 1 | 2 | 3 |
| Elevasi Muka Air (m) | Pola | 272.50 | 272.50 | 272.08 | 271.72 | 271.16 | 270.37 | 269.32 | 267.96 | 266.17 | 264.75 | 263.05 | 261.61 | 260.86 | 260.42 | 260.17 | 260.10 | 260.05 | 260.00 |
| | Aktual | 272.37 | 272.46 | 272.10 | 271.72 | 271.15 | 270.78 | 269.41 | 268.34 | 266.48 | 264.69 | 263.29 | 261.38 | | | | | | |
| Debit Inflow (m ³ /det) | Pola | 53.58 | 50.18 | 45.75 | 43.57 | 42.95 | 41.34 | 36.39 | 34.82 | 32.96 | 33.12 | 32.08 | 30.28 | 31.15 | 32.45 | 34.87 | 38.25 | 47.10 | 57.71 |
| | Aktual | 61.10 | 56.99 | 81.07 | 59.30 | 56.42 | 51.43 | 57.06 | 51.66 | 53.07 | 47.66 | 41.65 | 39.70 | | | | | | |
| Debit Outflow (m ³ /det) | Pola | 53.58 | 50.18 | 51.26 | 48.29 | 50.30 | 50.77 | 50.24 | 52.79 | 53.59 | 49.90 | 50.79 | 44.80 | 37.95 | 36.44 | 36.93 | 38.98 | 47.55 | 58.16 |
| | Aktual | 56.10 | 53.35 | 78.61 | 56.71 | 55.15 | 49.82 | 61.75 | 55.00 | 62.54 | 57.11 | 49.89 | 47.54 | | | | | | |



POLA VS AKTUAL OPERASI WADUK SELOREJO TAHUN 2017-2018

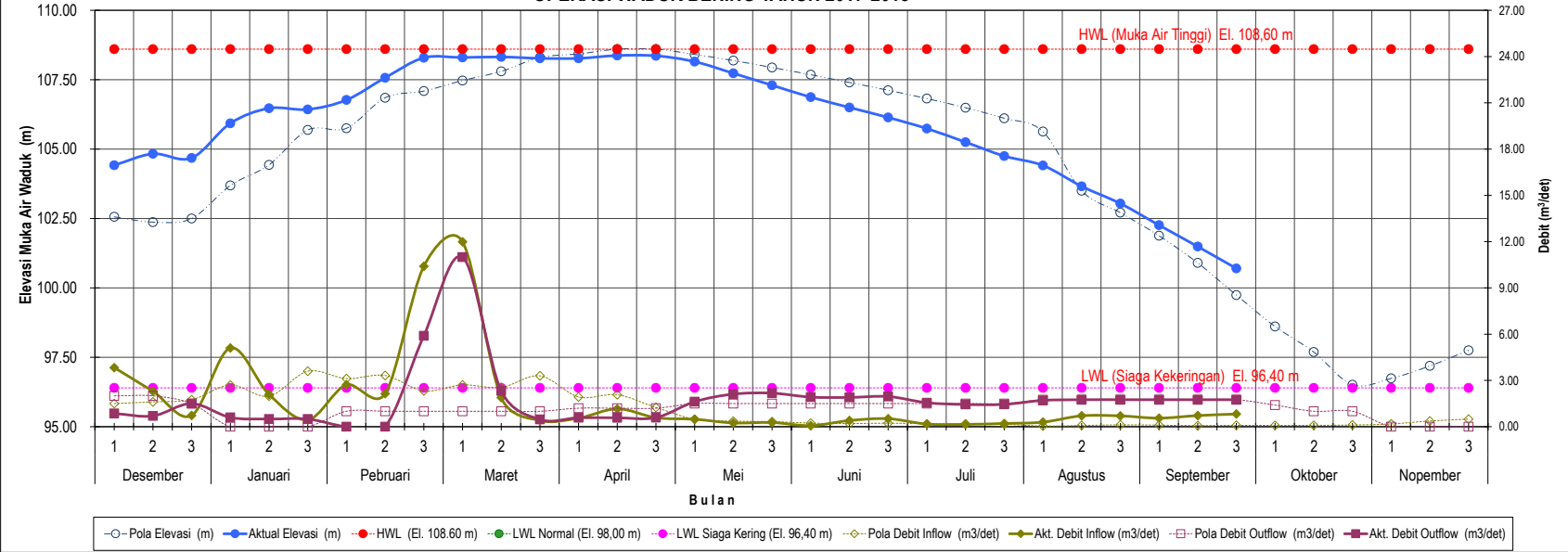


| Tahun / Bulan / Dekade | | Musim Hujan 2017/ 2018 | | | | | | | | | | | | | | | | | |
|------------------------|--------|------------------------|--------|--------|---------|--------|--------|----------|--------|--------|--------|--------|--------|--------|--------|--------|--------|--------|--------|
| | | Desember | | | Januari | | | Pebruari | | | Maret | | | April | | | Mei | | |
| | | 1 | 2 | 3 | 1 | 2 | 3 | 1 | 2 | 3 | 1 | 2 | 3 | 1 | 2 | 3 | 1 | 2 | 3 |
| Elevasi Muka Air (m) | Pola | 615.27 | 615.35 | 615.65 | 616.03 | 616.14 | 616.91 | 617.76 | 618.42 | 619.11 | 619.90 | 620.23 | 620.57 | 621.05 | 621.67 | 621.94 | 621.88 | 621.98 | 622.00 |
| | Aktual | 616.75 | 618.34 | 617.83 | 619.08 | 619.89 | 619.08 | 621.12 | 621.69 | 621.66 | 621.80 | 621.87 | 621.81 | 621.85 | 621.91 | 621.75 | 621.46 | 621.49 | 621.75 |
| Debit Inflow (m³/det) | Pola | 10.56 | 10.16 | 10.56 | 12.83 | 12.54 | 15.12 | 16.13 | 15.75 | 16.48 | 16.38 | 15.07 | 14.99 | 13.64 | 14.19 | 12.99 | 11.30 | 10.15 | 9.63 |
| | Aktual | 10.75 | 15.46 | 12.74 | 17.78 | 17.20 | 28.54 | 30.25 | 23.27 | 19.07 | 16.83 | 17.43 | 15.90 | 14.85 | 13.17 | 12.71 | 10.94 | 10.67 | 10.76 |
| Debit Outflow (m³/det) | Pola | 10.00 | 10.00 | 10.00 | 12.00 | 12.50 | 13.50 | 14.00 | 14.00 | 14.00 | 14.00 | 14.00 | 14.00 | 12.00 | 12.00 | 12.00 | 11.50 | 10.00 | 9.50 |
| | Aktual | 11.84 | 11.34 | 14.08 | 12.81 | 14.31 | 22.65 | 31.13 | 21.18 | 19.74 | 16.41 | 17.91 | 16.17 | 14.80 | 12.85 | 13.12 | 11.52 | 10.36 | 10.23 |

| Tahun / Bulan / Dekade | | Musim Kemarau 2018 | | | | | | | | | | | | | | | | | |
|------------------------|--------|--------------------|--------|--------|--------|--------|--------|---------|--------|--------|-----------|--------|--------|---------|--------|--------|----------|--------|--------|
| | | Juni | | | Juli | | | Agustus | | | September | | | Oktober | | | Nopember | | |
| | | 1 | 2 | 3 | 1 | 2 | 3 | 1 | 2 | 3 | 1 | 2 | 3 | 1 | 2 | 3 | 1 | 2 | 3 |
| Elevasi Muka Air (m) | Pola | 621.98 | 621.70 | 621.29 | 620.87 | 620.29 | 619.45 | 618.73 | 617.86 | 616.83 | 615.91 | 614.80 | 613.77 | 612.50 | 611.37 | 610.19 | 608.91 | 608.39 | 608.38 |
| | Aktual | 621.47 | 621.33 | 621.48 | 621.18 | 620.59 | 620.10 | 619.49 | 618.92 | 618.32 | 617.73 | 617.01 | 616.23 | | | | | | |
| Debit Inflow (m³/det) | Pola | 9.36 | 8.50 | 8.01 | 7.52 | 7.10 | 6.61 | 6.38 | 6.13 | 6.18 | 5.89 | 5.71 | 6.07 | 5.90 | 6.35 | 6.60 | 6.55 | 7.46 | 8.49 |
| | Aktual | 9.57 | 9.15 | 9.77 | 8.79 | 8.36 | 7.94 | 7.30 | 7.28 | 7.37 | 7.39 | 7.26 | 7.17 | | | | | | |
| Debit Outflow (m³/det) | Pola | 9.50 | 9.50 | 9.50 | 9.00 | 9.00 | 9.00 | 9.00 | 9.00 | 9.00 | 8.00 | 8.00 | 8.00 | 8.00 | 8.00 | 8.00 | 8.20 | 8.20 | 8.50 |
| | Aktual | 10.12 | 9.50 | 9.50 | 9.50 | 9.50 | 9.31 | 9.25 | 9.25 | 9.25 | 9.25 | 9.25 | 9.25 | | | | | | |



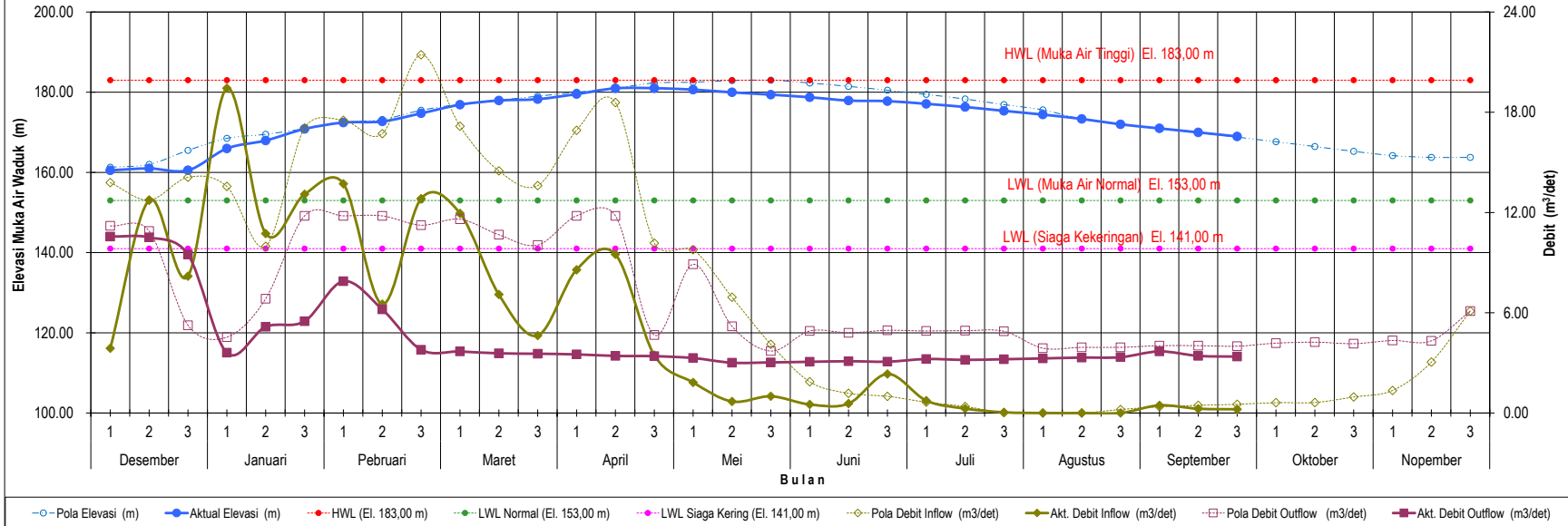
POLA VS AKTUAL OPERASI WADUK BENING TAHUN 2017-2018



| Tahun / Bulan / Dekade | | Musim Hujan 2017/2018 | | | | | | | | | | | | | | | | | |
|------------------------|--------|-----------------------|--------|--------|---------|--------|--------|----------|--------|--------|--------|--------|--------|--------|--------|--------|--------|--------|--------|
| | | Desember | | | Januari | | | Pebruari | | | Maret | | | April | | | Mei | | |
| | | 1 | 2 | 3 | 1 | 2 | 3 | 1 | 2 | 3 | 1 | 2 | 3 | 1 | 2 | 3 | 1 | 2 | 3 |
| Elevasi Muka Air (m) | Pola | 102.56 | 102.37 | 102.50 | 103.69 | 104.43 | 105.69 | 105.75 | 106.85 | 107.09 | 107.47 | 107.80 | 108.30 | 108.43 | 108.60 | 108.60 | 108.41 | 108.19 | 107.94 |
| | Aktual | 104.42 | 104.83 | 104.68 | 105.93 | 106.47 | 106.43 | 106.77 | 107.57 | 108.29 | 108.30 | 108.32 | 108.27 | 108.27 | 108.37 | 108.36 | 108.15 | 107.73 | 107.30 |
| Debit Inflow (m³/det) | Pola | 1.50 | 1.61 | 1.75 | 2.70 | 1.98 | 3.60 | 3.12 | 3.32 | 2.32 | 2.71 | 2.55 | 3.30 | 1.93 | 2.07 | 1.25 | 0.48 | 0.36 | 0.33 |
| | Aktual | 3.83 | 2.29 | 0.73 | 5.10 | 2.09 | 0.45 | 2.72 | 2.14 | 10.40 | 11.99 | 1.89 | 0.41 | 0.56 | 1.16 | 0.58 | 0.48 | 0.24 | 0.27 |
| Debit Outflow (m³/det) | Pola | 2.00 | 2.00 | 1.50 | 0.00 | 0.00 | 0.00 | 1.00 | 1.00 | 1.00 | 1.00 | 1.00 | 1.00 | 1.20 | 1.20 | 1.20 | 1.50 | 1.50 | 1.50 |
| | Aktual | 0.86 | 0.70 | 1.50 | 0.60 | 0.50 | 0.50 | 0.00 | 0.00 | 5.90 | 11.00 | 2.32 | 0.47 | 0.58 | 0.58 | 0.59 | 1.62 | 2.11 | 2.17 |

| Tahun / Bulan / Dekade | | Musim Kemarau 2018 | | | | | | | | | | | | | | | | | |
|------------------------|--------|--------------------|--------|--------|--------|--------|--------|---------|--------|--------|-----------|--------|--------|---------|-------|-------|----------|-------|-------|
| | | Juni | | | Juli | | | Agustus | | | September | | | Oktober | | | Nopember | | |
| | | 1 | 2 | 3 | 1 | 2 | 3 | 1 | 2 | 3 | 1 | 2 | 3 | 1 | 2 | 3 | 1 | 2 | 3 |
| Elevasi Muka Air (m) | Pola | 107.68 | 107.40 | 107.12 | 106.82 | 106.49 | 106.11 | 105.63 | 103.50 | 102.71 | 101.88 | 100.90 | 99.74 | 98.61 | 97.69 | 96.51 | 96.74 | 97.19 | 97.75 |
| | Aktual | 106.87 | 106.50 | 106.14 | 105.74 | 105.25 | 104.75 | 104.41 | 103.66 | 103.04 | 102.26 | 101.49 | 100.70 | | | | | | |
| Debit Inflow (m³/det) | Pola | 0.23 | 0.20 | 0.23 | 0.19 | 0.19 | 0.16 | 0.04 | 0.08 | 0.12 | 0.10 | 0.07 | 0.09 | 0.08 | 0.09 | 0.11 | 0.18 | 0.37 | 0.49 |
| | Aktual | 0.07 | 0.40 | 0.52 | 0.17 | 0.15 | 0.21 | 0.30 | 0.71 | 0.70 | 0.55 | 0.72 | 0.82 | | | | | | |
| Debit Outflow (m³/det) | Pola | 1.50 | 1.50 | 1.50 | 1.50 | 1.50 | 1.50 | 1.75 | 1.75 | 1.75 | 1.75 | 1.75 | 1.75 | 1.40 | 1.00 | 1.00 | 0.00 | 0.00 | 0.00 |
| | Aktual | 1.92 | 1.90 | 1.96 | 1.55 | 1.44 | 1.45 | 1.71 | 1.75 | 1.75 | 1.75 | 1.75 | 1.75 | | | | | | |

POLA VS AKTUAL OPERASI WADUK WONOREJO TAHUN 2017-2018



| Tahun / Bulan / Dekade | | Musim Hujan 2017 / 2018 | | | | | | | | | | | | | | | | | |
|------------------------|--------|-------------------------|--------|--------|---------|--------|--------|----------|--------|--------|--------|--------|--------|--------|--------|--------|--------|--------|--------|
| | | Desember | | | Januari | | | Pebruari | | | Maret | | | April | | | Mei | | |
| | | 1 | 2 | 3 | 1 | 2 | 3 | 1 | 2 | 3 | 1 | 2 | 3 | 1 | 2 | 3 | 1 | 2 | 3 |
| Elevasi Muka Air (m) | Pola | 161.30 | 162.00 | 165.50 | 168.50 | 169.50 | 170.90 | 172.50 | 173.20 | 175.50 | 177.00 | 178.00 | 179.00 | 180.00 | 181.00 | 182.30 | 182.50 | 182.90 | 183.00 |
| | Aktual | 160.52 | 160.99 | 160.53 | 165.96 | 167.95 | 170.83 | 172.43 | 172.70 | 174.73 | 176.88 | 177.93 | 178.26 | 179.53 | 180.97 | 181.00 | 180.64 | 179.97 | 179.39 |
| Debit Inflow (m³/det) | Pola | 13.79 | 12.74 | 14.11 | 13.56 | 9.98 | 17.06 | 17.52 | 16.72 | 21.44 | 17.16 | 14.49 | 13.61 | 16.92 | 18.58 | 10.17 | 9.77 | 6.93 | 4.11 |
| | Aktual | 3.88 | 12.74 | 8.19 | 19.44 | 10.74 | 13.09 | 13.72 | 6.52 | 12.83 | 11.95 | 7.09 | 4.64 | 8.57 | 9.49 | 3.46 | 1.83 | 0.69 | 1.00 |
| Debit Outflow (m³/det) | Pola | 11.20 | 10.89 | 5.25 | 4.54 | 6.84 | 11.80 | 11.80 | 11.80 | 11.24 | 11.60 | 10.67 | 10.05 | 11.80 | 11.80 | 4.67 | 8.90 | 5.19 | 3.71 |
| | Aktual | 10.56 | 10.51 | 9.49 | 3.61 | 5.16 | 5.49 | 7.89 | 6.20 | 3.79 | 3.68 | 3.57 | 3.55 | 3.51 | 3.42 | 3.40 | 3.29 | 3.01 | 3.03 |

| Tahun / Bulan / Dekade | | Musim Kemarau 2018 | | | | | | | | | | | | | | | | | |
|------------------------|--------|--------------------|--------|--------|--------|--------|--------|---------|--------|--------|-----------|--------|--------|---------|--------|--------|----------|--------|--------|
| | | Juni | | | Juli | | | Agustus | | | September | | | Oktober | | | Nopember | | |
| | | 1 | 2 | 3 | 1 | 2 | 3 | 1 | 2 | 3 | 1 | 2 | 3 | 1 | 2 | 3 | 1 | 2 | 3 |
| Elevasi Muka Air (m) | Pola | 182.30 | 181.45 | 180.50 | 179.45 | 178.30 | 176.90 | 175.60 | 173.30 | 172.10 | 171.00 | 169.90 | 168.80 | 167.65 | 166.45 | 165.25 | 164.20 | 163.75 | 163.75 |
| | Aktual | 178.74 | 177.92 | 177.77 | 177.10 | 176.31 | 175.35 | 174.42 | 173.34 | 171.99 | 170.98 | 169.98 | 168.97 | | | | | | |
| Debit Inflow (m³/det) | Pola | 1.87 | 1.18 | 1.00 | 0.65 | 0.39 | 0.02 | 0.00 | 0.00 | 0.21 | 0.37 | 0.46 | 0.52 | 0.62 | 0.63 | 0.96 | 1.35 | 3.05 | 6.10 |
| | Aktual | 0.51 | 0.56 | 2.34 | 0.74 | 0.27 | 0.04 | 0.00 | 0.00 | 0.00 | 0.46 | 0.26 | 0.22 | | | | | | |
| Debit Outflow (m³/det) | Pola | 4.91 | 4.80 | 4.95 | 4.91 | 4.93 | 4.89 | 3.88 | 3.93 | 3.93 | 4.03 | 4.03 | 4.00 | 4.18 | 4.24 | 4.15 | 4.34 | 4.32 | 6.10 |
| | Aktual | 3.06 | 3.10 | 3.07 | 3.23 | 3.18 | 3.22 | 3.27 | 3.32 | 3.34 | 3.69 | 3.42 | 3.38 | | | | | | |